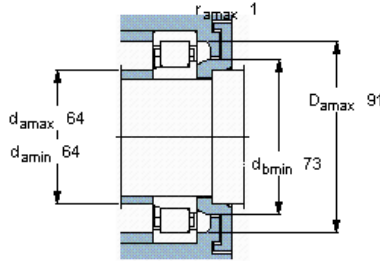
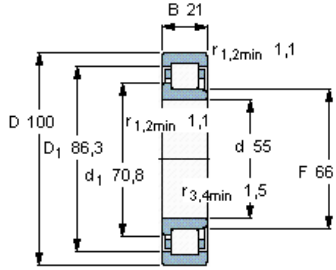


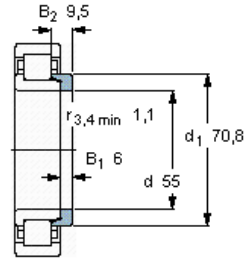
Cylindrical roller bearings, single row

| Principal dimensions |     |    | Basic load ratings |              | Designation                   | Angle ring  |
|----------------------|-----|----|--------------------|--------------|-------------------------------|-------------|
| d                    | D   | B  | dynamic<br>C       | static<br>C0 | <b>* SKF Explorer bearing</b> | Designation |
| mm                   |     |    | kN                 |              | -                             | -           |
| <b>55</b>            | 100 | 21 | 96,5               | 95           | NJ 211 ECP *                  | HJ 211 EC   |



**Calculation factors**

$k_r$  0,15  
 $e$  0,2  $Y$  0,6



HJ 211 EC

Mass kg 0,083